

Rhythm Sculptures – Tradition Hispanic Dance Abstract Sculptures Directions & Rubrics

Name:

Period:

Rhythm Sculptures – Tradition Hispanic Dance Abstract Sculptures

Project Objective(s): ***My job for this project is to create an abstract design using lines, colors, and shapes based on my Tradition Hispanic Dance Music/Song. I will then turn my abstract/music/ song design into a 3D abstract sculpture that is sturdy enough to stand up all on its own. By the end of this project, I will have created an abstract designed sculpture that visually represents the music and a song that corresponds to my chosen Traditional Hispanic Dance.***

Materials/Tools: #2 Pencil white cardboard
Wassily Kandinsky Abstract Art Article
Markers Crayons Drawing Exercise Packet
Scissors Hot Glue Gun/Glue Gun Sticks
Computers Traditional Hispanic Dances Packet & Information

Vocabulary:









Abstract Art – 20th Century art containing shapes that simplify shapes of real objects to emphasize form instead of subject matter

Formalism – Art Theory: An aesthetic and critical theory of art that places emphasis on form; the structural qualities instead of either content or contextual qualities. According to this point of view, the most important thing about a work of art is the effective organization of the elements of art through the use of the principles of design.

Kandinsky – 20th Century Artist, pioneer of abstract art- was one of the first creators of pure abstraction in modern design. His forms evolved from fluid and organic to geometric and, finally, to pictographic. Kandinsky strove to use abstraction to give design the freedom from nature that he admired in music.

Sculpture – A three-dimensional (3-D) work of art, or the art of making it. Such works may be carved, modeled, constructed, or cast. Sculptures can also be described as assemblage, in the round, and relief, and made in a huge variety of media.

Helpful Hints, Warnings, and Insights:

-  **Remember** to have your **designed signed off on BEFORE** you start cutting it up to create your sculpture
-  Get **CREATIVE AND INVENTIVE!!**
-  Only Abstract Designs (no Realism – or Surrealism)
-  **SLOW DOWN!!!**
-  Be very careful with the Hot Glue Gun – Avoid burning yourself!
-  Misuse of any kind with the hot glue gun and you will not be allowed to use it & may be written up for your actions.
-  X-ACTO Knives will be available for use - Be very careful with the X-ACTO Knife – Avoid cutting the table or yourself
-  Misuse of any kind with the X-ACTO Knife and you will not be allowed to use it & may be written up for your actions.

Procedures: (**Check off** procedures as you complete them

____ Step 1: Kandinsky Article

Complete the Wassily Kandinsky Abstract Art Article questions
- We will do the Exercise Drawings Together

____ Step 2: Drawing Exercises

As a class, we will complete the Exercise Drawings

____ Step 3: Research Packet - RESEARCH

Completely research your chosen Traditional Hispanic Dance and Music – fill out all the parts of the research areas – Refer to the grading rubric for the Research part for any questions about how much to include and how to turn it in

____ Step 4: Research Packet – DESIGN PLANNING (Using: Markers)

Start to plan out your DESIGN composition – should include in Kandinsky’s abstract feeling - such as using the Elements and Principals, color, line, shapes (and angles), contrast, and emphasis but making one complete design, one complete thought but should explicitly show your chosen SONG and the movement of the dance through the Elements and Principles you use.

(This is where you make mistakes, change your mind, rearrange “stuff”, erase and redraw)

____ Step 5: Design Plan Checked & Research Turned In

Have your plan checked over by Mrs. Green before starting on your final cardboard

____ Step 6: Abstract Design on Final Cardboard

Using a #2 Pencil, draw your plan onto the cardboard

____ Step 7: Color – Abstract Design

Color in your entire plan onto your cardboard

____ Step 8: Blank Side – 3 Choices

The blank side? Choices: 1 - color it one (1) solid color to enhance the other side’s design; 2 – repeat your abstract design again; 3 – leave that side blank and “raw” with the original cardboard showing through

____ Step 9: Grade Completed Abstract Design

Grade your abstract design using the Abstract Art Design - Grading Rubric;

Have Mrs. Green grade it right after you in order for your points to count

____ Step 10: Research Packet – Sculpture PLANNING

Plan out your SCULPTURE – What is it going to look like from the front, side, other side, back, and top.

(This is where you make mistakes, change your mind, rearrange “stuff”, erase and redraw)

Have your sculpture plan checked over by Mrs. Green before starting cutting up your drawing

____ Step 11: Create your Abstract Sculpture

Cut up your abstract design and sculpting the pieces together (REMEMBER: HOLD the pieces in place for at least 30 seconds to allow the glue time to start to dry – Hot Glue Gun: be VERY careful not to burn yourself. CAREFULLY press the glue into the seams of the pieces)

____ Step 12: Grade Completed Abstract Sculpture

Grade your Sculpture using the Sculpture Rubric;

Have Mrs. Green grade it right after you, so you will only have to turn in the rubric - can keep the sculpture on the cart to work on your Presentation

____ Step 13: Turn in Rubrics – Start Presentation Planning

Turn your grading rubric in – Start on your Presentation.


Rhythm Sculptures – Tradition Hispanic Dance Abstract Sculptures Directions & Rubrics

Name: _____		Design Rubric			Period: _____	
What you're getting graded on	D or F little to no effort, done carelessly, obvious signs of indifference, incomplete; THE OPPOSITE OF AWESOME	C work is competent or average, minimum effort, somewhat thoughtful; SOMEWHAT AWESOME	B work is good, genuine effort, thoughtful; AWESOME	A work is excellent, enthusiastic effort, creative, artistic, interesting; EXTREMELY AWESOME	Points Earned / Notes	
1- AS# 1 VA.CR.1.6.b AO1 Gathering, recording, research, & investigation: Formulate an artistic investigation	1- Completed design shows that the artist put some thought into the composition design so that it is in the artistic style of Kandinsky. 2 - Some limited attempts are made to express abstract ideas (their music/song/dance) through their design. ----- 1- Completed design shows that the artist put little to no thought into the composition design so that it is in the artistic style of Kandinsky. 2 - Very limited to no attempts were made to express abstract ideas (their music/song/dance) through their design.	1- Completed design shows that the artist mostly made thoughtful decisions that were in the artistic abstract style of Kandinsky. 2 - The artist demonstrated an accomplished ability to express abstract ideas (their music/song/dance) through their design.	1- Completed design shows that the artist made clear and thoughtful decisions that were in the artistic abstract style of Kandinsky. 2 - The artist demonstrated an accomplished ability to express abstract ideas (their music/song/dance) through their design.	1- Completed design shows that the artist made excellent, clear, & thoughtful decisions that were in the artistic abstract style of Kandinsky. 2- The artist demonstrated an Outstanding ability to express abstract ideas (their music/song/dance) through their design.	/10	
2- AS#1 VA.CR.1.7b AO2 Exploration and Development of Ideas: Develop criteria to guide making a work of art	1- Completed design shows that the artist put some thought into deciding what line, color, shape, and pattern to use, where to use them, and/or how to use them. ----- 1- Completed design shows that the artist put little to no thought into deciding what line, color, shape, and pattern to use, where to use them, and/or how to use them.	1- Completed design shows that the artist mostly made thoughtful decisions when choosing what line, color, shape, and pattern to use, where to use them, and how to use them.	1- Completed design shows that the artist made clear and thoughtful decisions when choosing what line, color, shape, and pattern to use, where to use them, and how to use them.	1- Completed design shows that the artist made excellent, clear, & thoughtful decisions when choosing what line, color, shape, and pattern to use, where to use them, and how to use them.	/10	
3- AS#2 VA.CR.2.7c AS#8 VA.CR.2.7.c AO3 Visual Organization Elements of Art Principles of Design (Color, Line, Shape, Movement, Pattern, Rhythm, Unity) Composition	1 - The artist demonstrated a limited ability to use both Peer and Teacher feedback to complete and improve their abstract design. 2- The artist demonstrated a limited ability to create a thoughtful composition – the design is too small; most of the cardboard is left empty. 3 - The artist demonstrated a limited ability to recognize and organize the Elements of Art through the use of the Principles of Design. ----- 1 - The artist demonstrated very limited to no ability to use both Peer and Teacher feedback to complete and improve their abstract design. 2- The artist demonstrated limited to no ability to create a thoughtful composition – the design is way too small and/or only partially completed. 3 - The artist demonstrated a Very Limited to no ability to recognize and organize the Elements of Art through the use of the Principles of Design.	1- The artist demonstrated a proficient ability to use both Peer and Teacher feedback to complete and improve their abstract design. 2 - The artist demonstrated a proficient ability to create a thoughtful composition – MOST of one side of the cardboard is mostly intentionally covered with the design. 3 - The artist demonstrated a proficient ability in recognizing and organizing the Elements of Art (colors, lines, shapes) through the use of the Principles of Design (pattern, rhythm, movement) in order to create unity throughout their completed design.	1- The artist demonstrated an accomplished ability to use both Peer and Teacher feedback to complete and improve their abstract design. 2 - The artist demonstrated an accomplished ability to create a thoughtful composition – The entire one side of the cardboard is completely AND intentionally covered with the design. 3 - The artist demonstrated an accomplished ability in recognizing and organizing the Elements of Art (colors, lines, shapes) through the use of the Principles of Design (pattern, rhythm, movement) in order to create unity throughout their completed design.	1- The artist demonstrated an Outstanding ability to use both Peer and Teacher feedback to complete and improve their abstract design. 2 - The artist demonstrated an Outstanding ability to create a Strong and thoughtful composition – The entire one side of the cardboard is completely AND intentionally covered with the design. 3 - The artist demonstrated an Outstanding ability in recognizing and organizing the Elements of Art (colors, lines, shapes) through the use of the Principles of Design (pattern, rhythm, movement) in order to create unity throughout their completed design.	/10	


Rhythm Sculptures – Tradition Hispanic Dance Abstract Sculptures Directions & Rubrics

<p>4- AS#2 VA.CR.2.6a VA.CR.2.7a AO4 Selection and Control of Materials, Media, and Processes: Demonstrate Openness and Persistence in trying new ideas, skills, and materials</p>	<p>1 – The artist’s completed design somewhat shows the effective use, control, and understanding of creating abstract designs through the use of markers. 2 – The artist made Little attempt to take care when creating their design 3 – most of the of the design appears to be sloppy and “rushed” 4 – The artist wasted most of their class work time.</p> <p>-----</p> <p>1 – The artist’s completed design shows little to no effective use, control, and/or understanding of watercolor design techniques, tools, and/or processes. 2 – The artist made Little to no attempt to take care when creating their design project 3 – Almost all (to all of the) of the design appears to be sloppy and “rushed” 4 – The artist wasted almost all of their class work time.</p>	<p>1 – The artist’s completed design mostly shows the effective use, control, and understanding of creating abstract designs through the use of markers. 2 – The artist put Some time and care was put into the entire design project 3 – SOME Areas of the design appear to be sloppy and “rushed” 4 – The artist wasted Some class work time.</p>	<p>1 – The artist’s completed design shows clear & effective use, control, and understanding of creating abstract designs through the use of markers. 2 – The artist was careful and took good care when creating their the entire design project 3 – The artist made good use of class studio (work) time to complete their project.</p>	<p>1 – The artist’s completed design shows excellent, clear, & highly effective use, control, and understanding of creating abstract designs through the use of markers. 2 – The artist was extremely careful and took extreme care when creating their the entire design project 3 – The artist made excellent use of class studio (work) time to complete their project</p>	/10
<p>5- AS#3 VA.CR.3.6 AO5 Personal Vision and Presentation</p>	<p>1- The artist demonstrated a limited ability to create a design that is mesmerizing. The design earns glances from the viewer, 2 – The artist demonstrated a limited ability to create a design that draws the viewer in, retains the viewer’s attention, and generates an emotional response. 3 – The artist demonstrated a limited ability to create their song/music in their design</p> <p>-----</p> <p>1- The artist demonstrated limited to no ability to create a design that is mesmerizing. The design is basically ignored by viewers, 2 – The artist demonstrated limited to no ability to create a design that draws the viewer in and retains the viewer’s attention. It generates no emotional response. 3 – The artist demonstrated limited to no ability to create their song/music in their design</p>	<p>1 – The artist demonstrated a proficient ability to create a design that is mesmerizing. 2 – The artist demonstrated a proficient ability to create a design that somewhat draws the viewer in, somewhat retains the viewer’s attention, and somewhat generates an emotional response 3 – The artist demonstrated a proficient ability to create their song/music in their design; making their design represent their dance/music/song through most of their design choices.</p>	<p>1 – The artist demonstrated an accomplished ability to create a design that is mesmerizing. 2 – The artist demonstrated an accomplished ability to create a design that draws the viewer in, retains the viewer’s attention, and generates an emotional response. 3 – The artist demonstrated an accomplished ability to create their song/music in their design; making their design clearly represent their dance/music/song though every design choice they made</p>	<p>1 – The artist demonstrated an Outstanding ability to create a design that is mesmerizing 2 – The artist demonstrated an Outstanding ability to create a design that draws the viewer in, completely retains the viewer’s attention, and generates an emotional response. 3 – The artist demonstrated an Outstanding ability to create their song/music in their design; making their design clearly and effectively represent their dance/music/song though every design choice they made</p>	/10

Total points: _____ /50 points



Abstract Design Plan




Cardboard Design - Design Plan



Cardboard Design

Rhythm Sculptures – Tradition Hispanic Dance Abstract Sculptures Directions & Rubrics



Sculpture Rubric

What you're getting graded on	D or F little to no effort, done carelessly, obvious signs of indifference, incomplete; THE OPPOSITE OF AWESOME	C work is competent or average, minimum effort, somewhat thoughtful; SOMEWHAT AWESOME	B work is good, genuine effort, thoughtful; AWESOME	A work is excellent, enthusiastic effort, creative, artistic, interesting; EXTREMELY AWESOME	Points Earned / Notes
1- AS# 1 VA.CR.1.6.b AO1 Gathering, recording, research, & investigation : Formulate an artistic investigation	1- Completed sculpture shows that the artist put some thought into the composition so that it is in the artistic style of Kandinsky. 2 - Some limited attempts are made to express abstract ideas (their music/song/dance) through their sculpture. ----- 1- Completed sculpture shows that the artist put little to no thought into the composition so that it is in the artistic style of Kandinsky. 2 - Very limited to no attempts were made to express abstract ideas (their music/song/dance) through their sculpture.	1- Completed sculpture shows that the artist mostly made thoughtful decisions that were in the artistic abstract style of Kandinsky. 2 - The artist demonstrated an accomplished ability to express abstract ideas (their music/song/dance) through their sculpture.	1- Completed sculpture shows that the artist made clear and thoughtful decisions that were in the artistic abstract style of Kandinsky. 2 - The artist demonstrated an accomplished ability to express abstract ideas (their music/song/dance) through their sculpture.	1- Completed sculpture shows that the artist made excellent, clear, & thoughtful decisions that were in the artistic abstract style of Kandinsky. 2- The artist demonstrated an Outstanding ability to express abstract ideas (their music/song/dance) through their sculpture.	/10
2- AS#1 VA.CR.1.7b AO2 Exploration and Development of Ideas: Develop criteria to guide making a work of art	1- Completed sculpture shows that the artist put some thought into deciding where to use and how to use the different sculptural parts. ----- 1- Completed sculpture shows that the artist put little to no thought into deciding where to use them and how to use the different sculptural parts.	1- Completed sculpture shows that the artist mostly made thoughtful decisions when choosing where to use and how to use the different sculptural parts.	1- Completed sculpture shows that the artist made clear and thoughtful decisions when choosing where to use and how to use the different sculptural parts.	1- Completed sculpture shows that the artist made excellent, clear, & thoughtful decisions when choosing where to use and how to use the different sculptural parts.	/10

Rhythm Sculptures – Tradition Hispanic Dance Abstract Sculptures Directions & Rubrics

<p>3- AS#2 VA.CR.2.7c AS#8 VA.CR.2.7.c AO3</p> <p>Visual Organization Elements of Art Principles of Design (Color, Line, Shape, Movement, Pattern, Rhythm, Unity)</p> <p>Composition</p>	<p>1 - The artist demonstrated a limited ability to use both Peer and Teacher feedback to complete and improve their abstract sculpture.</p> <p>2- The artist demonstrated a limited ability to create a creative composition – the sculpture is too small; most of the cardboard isn't used.</p> <p>3 - The artist demonstrated a limited ability to recognize and organize the Elements of Art through the use of the Principles of Design.</p> <p>-----</p> <p>1 - The artist demonstrated very limited to no ability to use both Peer and Teacher feedback to complete and improve their abstract sculpture.</p> <p>2- The artist demonstrated limited to no ability to create a creative composition – the sculpture is way too small and/or only partially completed.</p> <p>3 - The artist demonstrated a Very Limited to no ability to recognize and organize the Elements of Art through the use of the Principles of Design.</p>	<p>1- The artist demonstrated a proficient ability to use both Peer and Teacher feedback to complete and improve their abstract sculpture.</p> <p>2 - The artist demonstrated a proficient ability to create a creative composition – The amount of cardboard is mostly intentionally used within the sculpture.</p> <p>3 - The artist demonstrated a proficient ability in recognizing and organizing the Elements of Art (colors, lines, shapes) through the use of the Principles of Design (pattern, rhythm, movement) in order to create unity throughout their completed sculpture.</p>	<p>1- The artist demonstrated an accomplished ability to use both Peer and Teacher feedback to complete and improve their abstract sculpture.</p> <p>2 - The artist demonstrated an accomplished ability to create a creative composition – The amount of cardboard is intentionally used within the sculpture.</p> <p>3 - The artist demonstrated an accomplished ability in recognizing and organizing the Elements of Art (colors, lines, shapes) through the use of the Principles of Design (pattern, rhythm, movement) in order to create unity throughout their completed sculpture.</p>	<p>1- The artist demonstrated an Outstanding ability to use both Peer and Teacher feedback to complete and improve their abstract sculpture.</p> <p>2 - The artist demonstrated an Outstanding ability to create a Strong and creative composition – The amount of cardboard is absolutely intentionally used within the sculpture.</p> <p>3 - The artist demonstrated an Outstanding ability in recognizing and organizing the Elements of Art (colors, lines, shapes) through the use of the Principles of Design (pattern, rhythm, movement) in order to create unity throughout their completed sculpture.</p>	<p>/10</p>
<p>4- AS#2 VA.CR.2.6a VA.CR.2.7a AO4</p> <p>Selection and Control of Materials, Media, and Processes: Demonstrate Openness and Persistence in trying new ideas, skills, and materials</p>	<p>1 – The artist's completed sculpture somewhat shows the effective use, control, and understanding of creating abstract through the use of cutting and hot glue guns.</p> <p>2 – The artist made Little attempt to take care when creating their sculpture; most of the of the sculpture appears to be sloppy and "rushed" - most of the edges are rough or torn, very few of the parts work together as a team, and Several parts of the sculpture are loose or falling off.</p> <p>3 – The completed sculpture is not very sturdy and leans to one side or another and must be supported in order to stand up all on its own.</p> <p>4 – The artist wasted most of their class work time.</p> <p>-----</p> <p>1 – The artist's completed sculpture shows little to no effective use, control, and understanding of creating abstract sculptures through the use of cutting and hot glue guns.</p> <p>2 – The artist made Little to no attempt to take care when creating their sculpture project - Almost all (to all of the) of the sculpture appears to be sloppy and "rushed" - all of the edges are rough or torn, none of the parts work together as a team, and Majority of the parts of the sculpture are loose or falling off.</p> <p>3 – The completed sculpture is falls over and must be completely supported in order to stand up all on its own.</p> <p>4 – The artist wasted almost all of their class work time.</p>	<p>1 – The artist's completed sculpture mostly shows the effective use, control, and understanding of creating abstract sculptures through the use of cutting and hot glue guns.</p> <p>2 – SOME Areas of the sculpture appear to be sloppy and "rushed" - some edges are smooth, some of the parts work together as a team, and Some parts of the sculpture are securely attached but some parts are loose or falling off.</p> <p>3 – The completed sculpture is somewhat sturdy and but leans to one side or another or must be somewhat supported in order to stand up all on its own.</p> <p>4 – The artist wasted Some class work time.</p>	<p>1 – The artist's completed sculpture shows clear & effective use, control, and understanding of creating abstract sculptures through the use of cutting and hot glue guns.</p> <p>2 – The artist was careful and took good care when creating their entire sculpture project - the sculpture's edges are mostly smooth, most parts of the sculpture work together as a team, and most of the parts of the sculpture are securely attached.</p> <p>3 - The completed sculpture is sturdy and can stand up all on its own.</p> <p>4 – The artist made good use of class studio (work) time to complete their project.</p>	<p>1 – The artist's completed sculpture shows excellent, clear, & highly effective use, control, and understanding of creating abstract sculptures through the use of cutting and hot glue guns.</p> <p>2 – The artist was extremely careful and took extreme care when creating their entire sculpture project – all the sculpture's edges are smooth, all parts work together as a team, and All parts of the sculpture are securely attached.</p> <p>3 - The completed sculpture is completely sturdy and can stand up all on its own.</p> <p>4 – The artist made excellent use of class studio (work) time to complete their project</p>	<p>/10</p>

Rhythm Sculptures – Tradition Hispanic Dance Abstract Sculptures Directions & Rubrics

<p>5- AS#3 VA.CR.3.6 AO5 Personal Vision and Presentation</p>	<p>1- The artist demonstrated a limited ability to create a sculpture that is mesmerizing. The sculpture earns glances from the viewer, 2 – The artist demonstrated a limited ability to create a sculpture that draws the viewer in, retains the viewer’s attention, and generates an emotional response. 3 – The artist demonstrated a limited ability to create their song/music in their sculpture</p> <hr style="border: 0; border-top: 1px dashed black;"/> <p>1- The artist demonstrated limited to no ability to create a sculpture that is mesmerizing. The sculpture is basically ignored by viewers, 2 – The artist demonstrated limited to no ability to create a sculpture that draws the viewer in and retains the viewer’s attention. It generates no emotional response. 3 – The artist demonstrated limited to no ability to create their song/music in their sculpture</p>	<p>1 – The artist demonstrated a proficient ability to create a sculpture that is mesmerizing. 2 – The artist demonstrated a proficient ability to create a sculpture that somewhat draws the viewer in, somewhat retains the viewer’s attention, and somewhat generates an emotional response 3 – The artist demonstrated a proficient ability to create their song/music in their sculpture; making their sculpture represent their dance/music/song through most of their sculptural choices.</p>	<p>1 – The artist demonstrated an accomplished ability to create a sculpture that is mesmerizing. 2 – The artist demonstrated an accomplished ability to create a sculpture that draws the viewer in, retains the viewer’s attention, and generates an emotional response. 3 – The artist demonstrated an accomplished ability to create their song/music in their sculpture; making their sculpture clearly represent their dance/music/song though every sculptural choice they made</p>	<p>/10</p>
--	--	--	--	-------------------

Total points: _____/50 points