

Monochromatic Sunset – Rubric

Name: _____

Period: _____

Monochromatic Sunset

Project Objective(s): ***My job for this project is to use what I've already learned about color, the creation of colors (color mixing), color values, and color meanings to critically think about the use of colors and apply that to express a desired feeling in my work. By the end of this project, I will be able to create a painting using one color and all of its tints and shades, making a monochromatic painting of a sunset. I will be able to complete the painting by adding the landscape details; all of this being based on the color I've chosen's meaning to express my desired feeling.***

Materials/Tools:

#2 Pencil
B/W Sunset Picture
Acrylic Paint (1 color – your choice)
White and Black Acrylic Paint
Paintbrushes/Water Cups/Mixing Trays

Vocabulary:

Hue – the name of a spectral color (example: red)







Monochromatic – One Color. A monochromatic color scheme used only one hue (color) and the values, tints, and shades of that hue for a unifying effect

Tint – a light value of a hue made by mixing the hue with white

Shade – a dark value of a hue made by adding black to it

Landscape – a painting or drawing in which natural land scenery, such as mountains, trees, rivers, or lakes, is the main feature

Helpful Hints, Warnings, and Insights:


-  Make sure your color choice and landscape setting/image go together – make sure they are a good “fit”
-  Make sure your paint goes all the way to the edge of the paper
-  You will need PERSERVERANCE, PERSISTENCE, AND PATIENCE
-  SLOW DOWN!!! With the details!!!!
-  Make sure you take your time adding all the fine details of your landscape!!!
-  You must include ALL of the details from the landscape picture in your drawing – You must get permission before you add, omit, or change anything in your painting that is not in the landscape picture

Procedures:

1. Get the handouts on Color Symbolism and Color Meanings
2. Pick the color you are going to use based on that color's meaning and/or symbolism
3. Fill out the Monochromatic Sunset Color Choice paper
4. Pick out you sunset picture that corresponds with your color choice's meaning
5. Create the color you are going to use for your background color
6. Mix to the lightest tint of that particular color
7. Start in the middle –or- wherever you want your “sun” to be – create a circle with the lightest tint
8. Add more of the actual color to the mixture and then begin painting – circulating to the outside as you go
9. Repeat this until you get back to the original color, then start adding black to create the tints
10. Keep adding black to the mixture as you paint in a circular motion to the edges or border line
11. Let the background paint dry
12. Using BLACK acrylic paint, paint in the scenery part of your sunset picture – EVERY DETAIL
13. Complete your Monochromatic Sunset Reflection Paper
14. Grade your project and turn the grading rubric in WITH the reflection

Due : _____

Monochromatic Sunset – Rubric



Monochromatic Sunset – Rubric

Name: _____		Period: _____			
What you're getting graded on	10-9 work is excellent, enthusiastic effort, creative	8-7 work is good, genuine effort, thoughtful	6-5 work is competent or average, minimum effort, somewhat thoughtful	4-3 work is inadequate, poor effort, weak, careless, obvious signs of indifference	2-0 Little to no effort, incomplete
Choosing Your Color Handout _____/10 Pts	Handout is complete & turned in with the final painting & grading rubric	Handout is mostly complete & turned in with the final painting & grading rubric	Handout is almost complete & turned in with the final painting & grading rubric	Handout is incomplete but turned in with the final painting & grading rubric	No handout is included with the final painting and this rubric
Color & Landscape match in ideas _____/10 Pts	The chosen color & the landscape image go extremely well together, each one contributing to the overall feel of the work	The chosen color & the landscape image go well together, there is a bit of a stretch to see how the image and the mood of the color go together	The chosen color & the landscape image somewhat goes together, it is hard to see how the image and the mood of the color go together	The chosen color & the landscape image do not go together, the image has an opposite feeling/mood than the color of the background	The chosen color & the landscape image do not go together at all, there is NO connection at all between the landscape and the color used
Background Color Values _____/10 Pts	All 10 values of the background color are obvious	7-9 values of the background color are obvious	5-6 values of the background color are obvious	3-4 values of the background color are obvious	Little or no attempt was made to create the 10 values of the background color
Background Paint _____/10 Pts	All Background Paint is consistent . The color is bold and solidly covers the entire area	Most of the Paint is consistent . The color is mostly bold and covers the entire area	Some of the Paint is consistent and somewhat bold . Some of the white paper show through the painting	The Paint is NOT consistent . A lot of the white paper shows through the painted background	There is little or no paint consistency anywhere. Mostly all white paper can be seen
Composition _____/10 Pts	Strong, thoughtful, planned out composition; landscape details match the size of the painted paper; the composition matches that of the image just bigger	Thoughtfully planned out composition; landscape details almost match the size of the painted paper; the composition almost matches that of the image; could stand to be a bit bigger	Some planning went into the composition; landscape details are on the small size; the composition almost matches that of the image; could stand to be bigger	There signs of a planned composition; landscape details are way too small; the composition doesn't match the image; needs to be much bigger	Little to no attempt to plan a complete composition; landscape details can hardly be seen; the composition doesn't match the image at all
Landscape Details _____/10 Pts	The entire landscape details shows extreme care and thoughtful creation; precision was used in painting in the details; edges are straight ; small details are precise, obvious and clean	The entire landscape details shows care and thoughtful creation; precision was used in painting in the details; edges are mostly straight ; small details are obvious and clean	The entire landscape details shows some care and thoughtful creation; some precision was used in painting in the details; edges are somewhat wiggly or broken ; small details can be seen	The entire landscape details shows little care and thoughtful creation ; any details are sloppily painted in; edges are wiggly or broken ; little to no small details can be seen	Little to no thought went into the creation of the landscape; no small details are included; the landscape is sloppy
Landscape Paint _____/10 Pts	All Landscape Paint is consistent . The black color is bold and solidly covers the entire area	Most of the Landscape Paint is consistent . The black color is mostly bold and covers the entire area	Some of the Landscape Paint is consistent and somewhat bold . Some of the background color shows through the painting	The Paint is NOT consistent . A lot of the background color shows through the painted landscape details	There is little or no paint consistency anywhere
Mood/Feeling _____/10 Pts	The completed painting clearly and obviously expresses the	The completed painting clearly expresses the original desired mood/feeling	The original desired mood/feeling is somewhat seen in the finished work;	The original mood or feeling is missing; a different mood or feeling can	NO mood or feeling can be seen in the work

Monochromatic Sunset – Rubric

	original desired mood/feeling			be seen or no mood/feeling is obvious	
Craftsmanship _____/10 Pts	Careful time and extreme care was put into the completion of this work.	The entire painting was done with care and good use of time.	Some time and care was put into the entire painting. Some of the painting appears to be sloppy and “rushed”	The entire painting is sloppy and appears to be “rushed”	Little or no attempt was made to take care during the creation of this painting; time was wasted
On Time & Complete _____/10 Pts	Work is completely done , no additions or corrections need to be made, Work was turned in ON TIME – on the due date _____	Work is done , little to no additions or corrections need to be made, Work was turned in ON TIME – on the due date _____	Work is half way done , some additions or corrections need to be made, Work was turned in after the due date – _____	Work is almost done , a lot of additions or corrections need to be made, Work was turned in several days after the due date – _____	Work is incomplete , it is turned in without being finished, Work was turned in several days after the due date – _____

Total points: _____/100 points

REFLECTION : _____/20 Points Possible

Extra Credit: ____/1 Theory of Art : _____
(Choices: Expressivism, Formalism, Imitationalism, or Instrumentalism)

Extra Credit: ____/1 Art Style: _____
(Choices: Abstract Art, Non-Objective, or Realism)

What was the Original Desired Mood or Feeling do you want to express in your work?

What Base Color did you use: _____

Rubric: **Each detailed & descriptive sentence is worth 2 Points**
 Each good sentence is worth 1 Point
 Nonsense sentences and/or no sentence is worth 0 Points

Total Points Possible: 20 Points

With the possibility of extra credit if you write more than the required amount AND they are good, detailed, and descriptive sentences that support what you’ve already written.

In relation to what you found out about your color’s meanings and your finished project:

